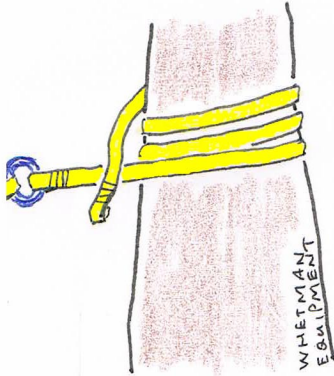
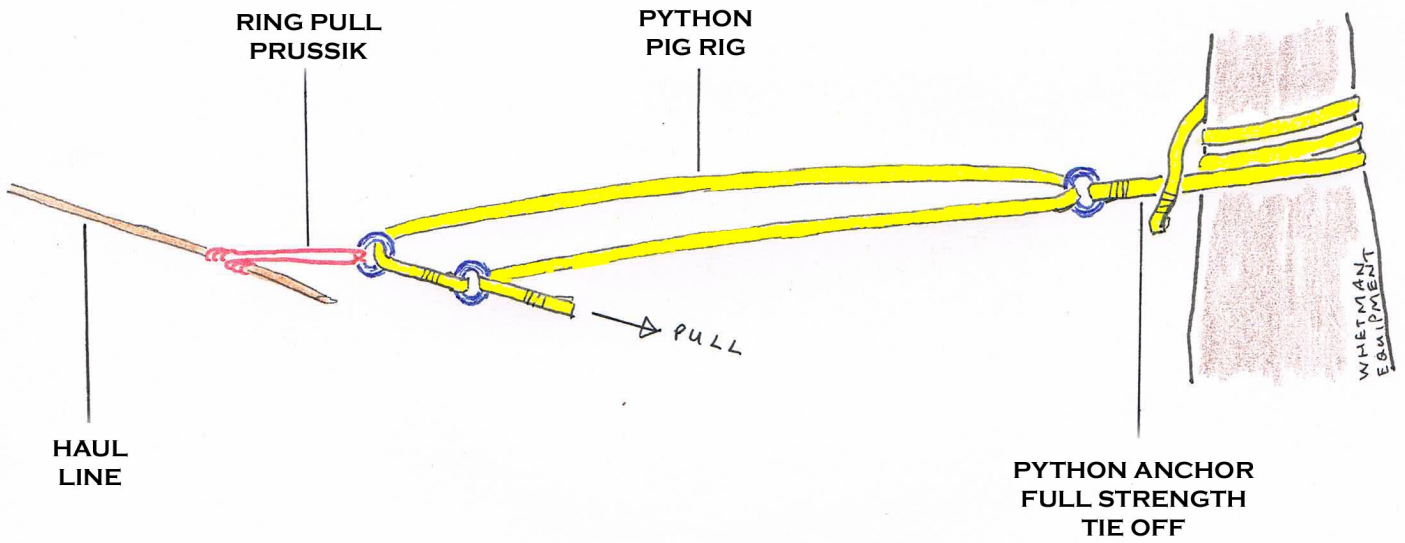



SET UP OF THE PYTHON PIG RIG



1. USE ONE PYTHON 5M AS AN ANCHOR. WRAP THE WEBBING AROUND THE TREE WINDING UPWARDS AT LEAST THREE TIMES REST THE TAIL DOWN OVER THE WEBBING OR TIE WITH A SIMPLE HITCH



2. USE ONE RING PULL PRUSSIK TIE A FRENCH PRUSSIK AROUND THE HAUL LINE



3. USE A SECOND PYTHON 5M FIRST THREAD THE TAIL THROUGH THE RING OF THE PRUSSIK THEN THREAD THROUGH THE ANCHOR RING, FINALLY THREAD THROUGH ITS OWN RING